

# Overview - Public Entities Quarterly Reporting

Approved receipts

74.1

57.2%

Approved spending

12.1

100.0%

Surplus/(deficit)

62.0

- ☐ R billion
- ☒ R million
- ☐ R thousand

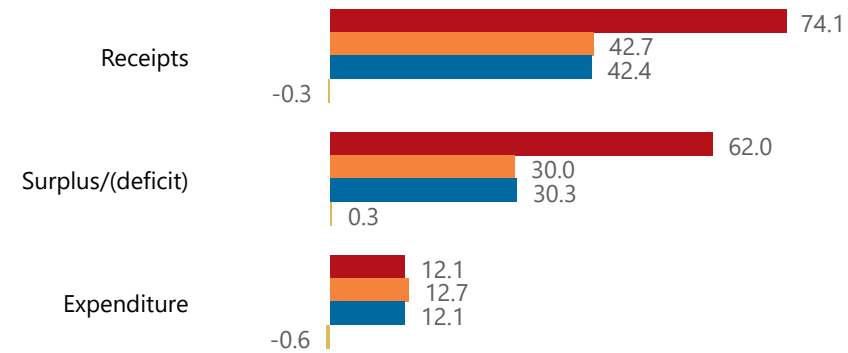


**national treasury**

Department:  
National Treasury  
REPUBLIC OF SOUTH AFRICA

## Consolidation

● Approved ● Forecast ● YTD ● Variance



## Composition of receipts



## Quarter

1

## Cluster

All

## Department

Trade, Industry and Competition

## Entity

National Consumer Commission

## Composition of spending



## Functional grouping



## Spending by PFMA schedule



# Public Entities Receipts

Approved sales of G&S

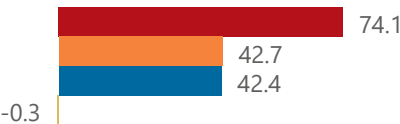
(Blank) (Blank)

Approved transfers

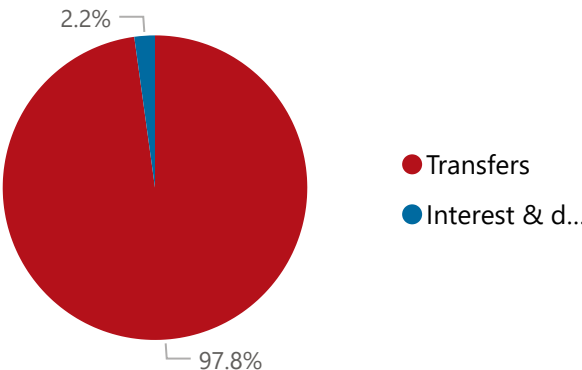
69.1 60.0%

## Actual vs Forecast

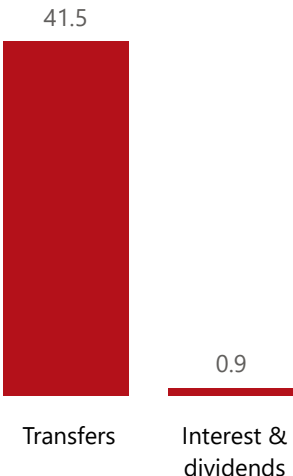
● Approved ● Forecast ● YTD ● Variance



## Composition of receipts



## Top 5 Receipts



## Quarter

1

## Cluster

All

## Department

Trade, Industry and Competition

## Entity

National Consumer Commission

## Top 5 Transfers



## Receipts

Level 3	Approved	YTD	% YTD
Transfers	69.1	41.5	97.8%
Interest & dividends	5.0	0.9	2.2%
Total	74.1	42.4	100.0%

## Top 10 Entities



# Public Entities Spending

Approved CoE

12.1

100.0%

Approved G&S

(Blank)

(Blank)

Approved transfers

148.1

57.2%

- ☐ R billion
- ☒ R million
- ☐ R thousand



national treasury

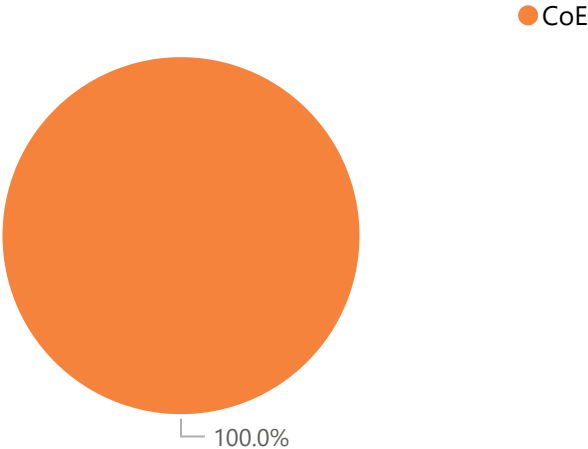
Department:  
National Treasury  
REPUBLIC OF SOUTH AFRICA

## Actual vs Forecast

● Approved ● Forecast ● YTD ● Variance



## Composition of spending



## Top 5 Goods & services



## Quarter

1

## Cluster

All

## Department

Trade, Industry and Competition

## Entity

National Consumer Commission

## Capital assets

## Spending

Level 3	Approved	YTD	% YTD
⊕ CoE	12.1	12.1	100.0%
Total	12.1	12.1	100.0%

## Top 10 Entities

National Consumer Commission

12.1